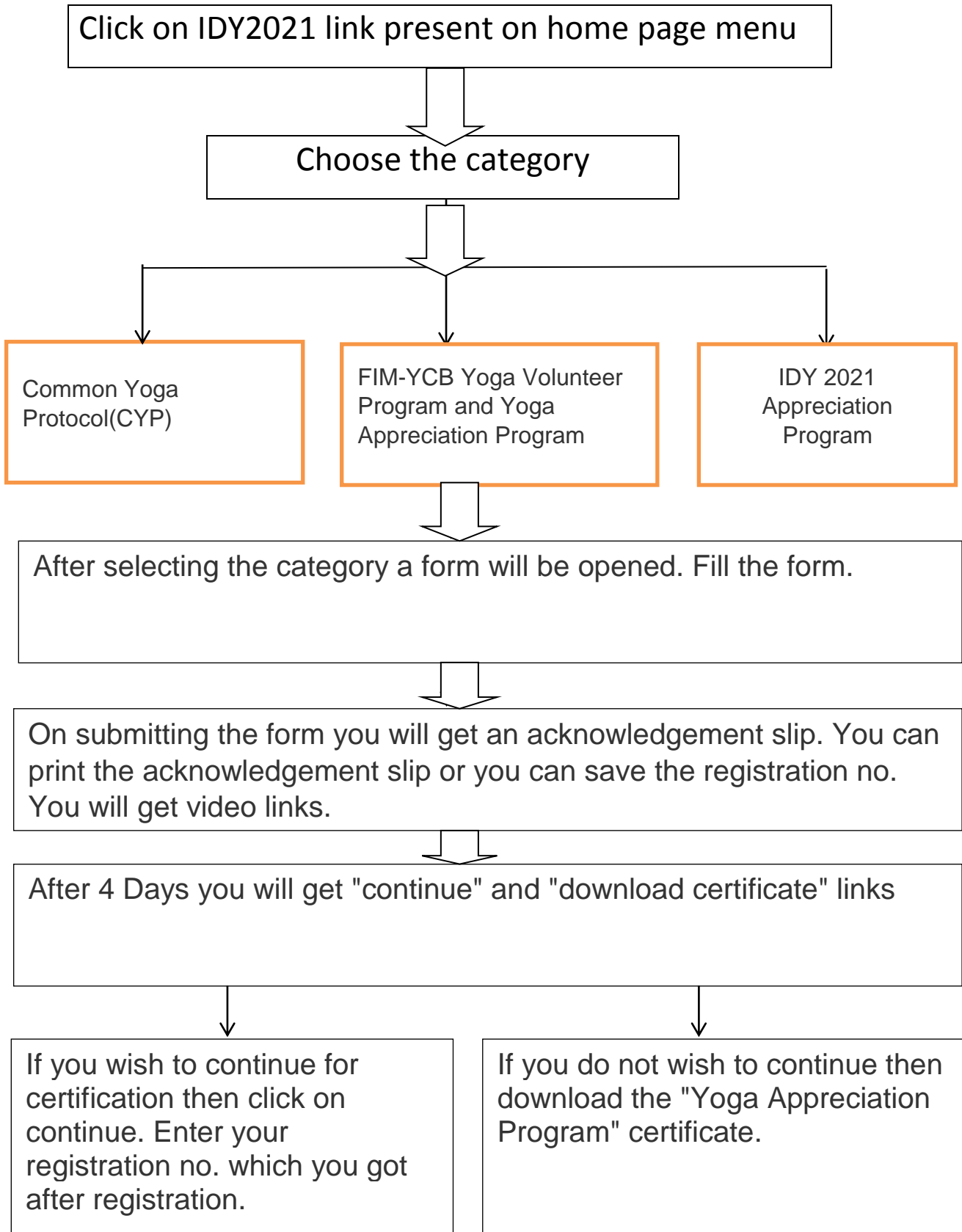
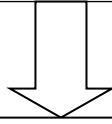


Flow Chart for International Day of Yoga 2021

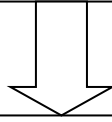
<https://yogacertificationboard.nic.in/>



In case you choose to continue, after 20 days take the assessment.
Once you pass the assessment then click on **LinkPay Fees**



Fees: Indian Rupees 100/ For Indian Residents
US\$ 5/ (SAARC Countries) & US\$ 10 (Other Countries)



CLICK on **DOWNLOAD CERTIFICATE** Link of Yoga Volunteer Training Program

Annexure B



YOGA CERTIFICATION BOARD

Ministry of AYUSH, Government of India

Guidelines for Participation in IDY 2021

Appreciation of Yoga Institutions, Yoga Teachers and Individual Participants

The Ministry of AYUSH, Government of India has initiated various activities in association with Morarji Desai National Institute of Yoga and Yoga Certification Board for promotion and propagation of Yoga for wellbeing of individual and society on the whole.

IDY 2021 APPRECIATION PROGRAM

- a. YCB shall conduct three IDY 2021 Appreciation Program for the people who celebrate IDY on 21 June 2021
 - i. Appreciation of institutions participating IDY 2021 on 21 June.
 - ii. Appreciation of Yoga teacher participating in IDY 2021 on 21 June.
 - iii. Appreciation of individual participants of IDY 2021.

- b. Participants:
 - i. Institution – All institution in India and abroad celebrating IDY 2021 on 21 June.
 - ii. Teacher – All Yoga teachers, Yoga trainers in India and abroad celebrating IDY 2021 on 21 June.
 - iii. Individual participants (student, general public) participating in celebration of IDY 2021 on 21 June.

- c. **Appreciation Award for Institution:** Yoga institution/centres, colleges, universities, PrCBs of India and abroad can register for participation in the appreciation certification on IDY 2021

Type of Appreciation: There are five types of appreciation awards for the institutions participating in the IDY 2021 activities and performing / celebrating IDY on 21st June.

	Name of Appreciation Award	Criteria
1 st	Platinum Sansthan Purushkar – IDY 2021	Enrolled 1000 and above Teacher/ Trainer
2 nd	Swarn Sansthan Purushkar – IDY 2021	Enrolled Teacher/Trainer between 500 to 999
3 rd	Rajat Sansthan Purushkar – IDY 2021	Enrolled Teacher/Trainer between 250 to 499

4 th	Tamra Sansthan Purushkar – IDY 2021	Enrolled Teacher/Trainer between 100 to 249
-----------------	-------------------------------------	---

Winner of the Purushkar will get an appreciation certificate under that category from YCB. All participating institutions will get ***“Institution Appreciation Award-IDY 2021”***.

- d. **Appreciation Award for Teacher:** Yoga teacher from Yoga institution/centres, colleges, universities, Personnel Certification Bodies/PrCBs can register to participate in the “Teacher Appreciation Award-IDY 2021”.

Who is Teacher?

- i) The person who teaches Yoga to the students in their school/colleges/universities.
- ii) The person who teaches Yoga to the people in park, gym, hospitals, residential societies, community halls, offices etc.

Type of Appreciation: There are four types of appreciation award for the teacher participating in the IDY 2021 activities and on 21st June.

	Name of Appreciation Award	Criteria
1 st Award	Platinum Teacher Appreciation – IDY 2021	Enrolled 1000 and above participants
2 nd Award	Golden Teacher Appreciation – IDY 2021	Enrolled participants between 500 to 999
3 rd Award	Silver Teacher Appreciation – IDY 2021	Enrolled participants between 250 to 499
4 th Award	Bronze Teacher Appreciation – IDY 2021	Enrolled participants between 100 to 249

Winner of the award will get an appreciation certificate under that category from YCB. All participating teachers will get ***“Teacher Appreciation Award-IDY 2021”***.

- e. **Appreciation Award for Individual Participants (Student/public):** All persons who are learning/practicing Yoga in schools, colleges, parks, gym, residential societies, offices, fitness centers can participate through their teacher/guide/trainer in the “Participation Award – IDY 2021”.

3.0 Date for Issuing Certificate: 22nd June 2021

Note:

1. Same teacher’s name can be in the two places – (i) In the teachers’ data uploaded by the institution and (ii) registration for teacher’s appreciation award.

2. If one teacher's data is found in two institutions, then name of the teacher will be considered in the first uploaded data.
3. Teacher has to register separately for participation in the Teacher's Appreciation award and get Teacher's Appreciation certificate. The teacher name provided by the institute will get only Appreciation certificate. The teacher will get only one certificate in any one section.
4. Appreciation Certificate will bear the following under different section:
 - 4.1 Certificate for Institution:
 - 4.1.1 Name of Institution
 - 4.1.2 Name of award
 - 4.2 Certificate issued to the teacher under Institution section:
 - 4.2.1 Teacher Name
 - 4.2.2 Institution Name
 - 4.3 Certificate issued to the teacher under 'Appreciation Award to the teacher'
 - 4.3.1 Teacher Name
 - 4.3.2 Institution Name (If mentioned)
 - 4.3.3 Name of award
 - 4.4 Certificate to the individual participants
 - 4.4.1 Name of participants
 - 4.4.2 Name of Teacher
 - 4.4.3 Name of Institution (If mentioned)

How to register for participating in IDY 2021 appreciation program of YCB

1. INSTITUTION:

1.4 Registration:

- 1.4.2 Go to YCB website www.yogacertificationboard.nic.in or www.yogacertificationboard.nic.in/IDY2021
- 1.4.3 Click on “IDY 2021” Box Icon
- 1.4.4 Click on “IDY 2021 registration for Institution”
- 1.4.5 Fill the form (Note: Please insure to fill correct name of institute and email ID)
- 1.4.6 Click on submit button.
- 1.4.7 Confirmation screen will appear with name of the institute and registration number.

1.5 Registration Form:

- 1.5.2 Institution Name
- 1.5.3 Head of the Institution (Mr./Ms./Dr./Vadya/Prof.)
- 1.5.4 Address
- 1.5.5 State
- 1.5.6 Country
- 1.5.7 Phone Number / Mobile Number (Along with country code / Area Code)
- 1.5.8 Email ID:

1.6 Login to upload teacher data

- 1.6.2 Go to YCB IDY 2021 website www.yogacertificationboard.nic.in or www.yogacertificationboard.nic.in/IDY2021
- 1.6.3 Click on login
- 1.6.4 Fill email ID as mentioned in the registration form and registration no.
- 1.6.5 A dashboard will open
- 1.6.6 Download Excel Format to fill teacher’s details (Institution name, Teacher’s Name (Mrs./Ms./Dr./Prof.), Fathers’ Name, Mothers’ Name, Teacher Date of Birth, Address, State, Country, Phone/Mobile, Email)
- 1.6.7 Upload filled in excel data (teacher’s details).
- 1.6.8 Teacher’s data will display on the institution dashboard.
- 1.6.9 Institute can download certificate of the teacher from their dashboard and circulate to the teacher.

1.7 How to upload IDY activities photograph on YCB website

- 1.7.2 Institution shall upload IDY photograph, video on their Twitter, FaceBook and YouTube page.
- 1.7.3 Provide their video on their Twitter, FaceBook and YouTube page by login on YCB IDY 2021 website.
- 1.7.4 Go to YCB IDY 2021 website www.yogacertificationboard.nic.in or www.yogacertificationboard.nic.in/IDY2021
- 1.7.5 Click on login
- 1.7.6 Fill email ID as mentioned in the registration form and registration no.
- 1.7.7 A dashboard will open

- 1.7.8 Click upload link of the photograph, video.
 - Click on twitter to upload twitter link
 - Click on FaceBook to upload your FaceBook link
 - Click on YouTube to upload your YouTube link
- 1.4.8 The uploaded link will be visible to the institution after verification of data.

2 TEACHER:

2.4 Registration:

- 2.4.2 Go to YCB website www.yogacertificationboard.nic.in or www.yogacertificationboard.nic.in/IDY2021
- 2.4.3 Click on “IDY 2021” Box Icon
- 2.4.4 Click on “IDY 2021 registration for Teacher”
- 2.4.5 Fill the form (Note: Please insure to fill correct name and email ID)
- 2.4.6 Click on submit button.
- 2.4.7 Confirmation screen will appear with name of the institute and registration number.

2.5 Teacher Registration Form:

- 2.5.2 Name of the teacher (Mr./Ms./Dr./Vadya/Prof.)
- 2.5.3 Institution Name (Optional)
- 2.5.4 Fathers’ Name
- 2.5.5 Mother’ Name
- 2.5.6 Date of Birth (participating teacher)
- 2.5.7 Address
- 2.5.8 State
- 2.5.9 Country
- 2.5.10 Phone Number / Mobile Number (Along with country code / Area Code)
- 2.5.11 Email ID:

2.6 Login to upload individual participants data

- 2.6.2 Go to YCB IDY 2021 website www.yogacertificationboard.nic.in or www.yogacertificationboard.nic.in/IDY2021
- 2.6.3 Click on login
- 2.6.4 Fill email ID as mentioned in the registration form and registration no.
- 2.6.5 A dashboard will open
- 2.6.6 A link to register individual participants will be available on the teacher’s dashboard. Teacher can copy the link and circulate among their individual participants.
- 2.6.7 Teacher can also upload individual participant’s data by downloading data in the prescribed format. Teacher can download Excel Format from their dashboard.
- 2.6.8 Individual participants data will bear - Teacher’s Name (Mrs./Ms./Dr./Prof.), Individual Participants’ Name, Fathers’ Name, Mothers’ Name, Participants Date of Birth, Address, State, Country, Phone/Mobile, Email)
- 2.6.9 Participants’ data will display on the teacher’s dashboard.

2.6.10 Teachers shall download certificate of the participants from their dashboard and circulate to the participants.

2.6.11 Teacher can also download their participation certificate from their dashboard.

2.7 How to upload IDY activities photograph on YCB website

2.7.2 Institution shall upload IDY photograph, video on their Twitter, FaceBook and YouTube page.

2.7.3 Provide their video on their Twitter, FaceBook and YouTube page by login on YCB IDY 2021 website.

2.7.4 Go to YCB IDY 2021 website www.yogacertificationboard.nic.in or www.yogacertificationboard.nic.in/IDY2021

2.7.5 Click on login

2.7.6 Fill email ID as mentioned in the registration form and registration no.

2.7.7 A dashboard will open

2.7.8 Click upload link of the photograph, video.

- Click on twitter to upload twitter link
- Click on FaceBook to upload your FaceBook link
- Click on YouTube to upload your YouTube link

2.4.8 The uploaded link will be visible to the teacher after verification of data.